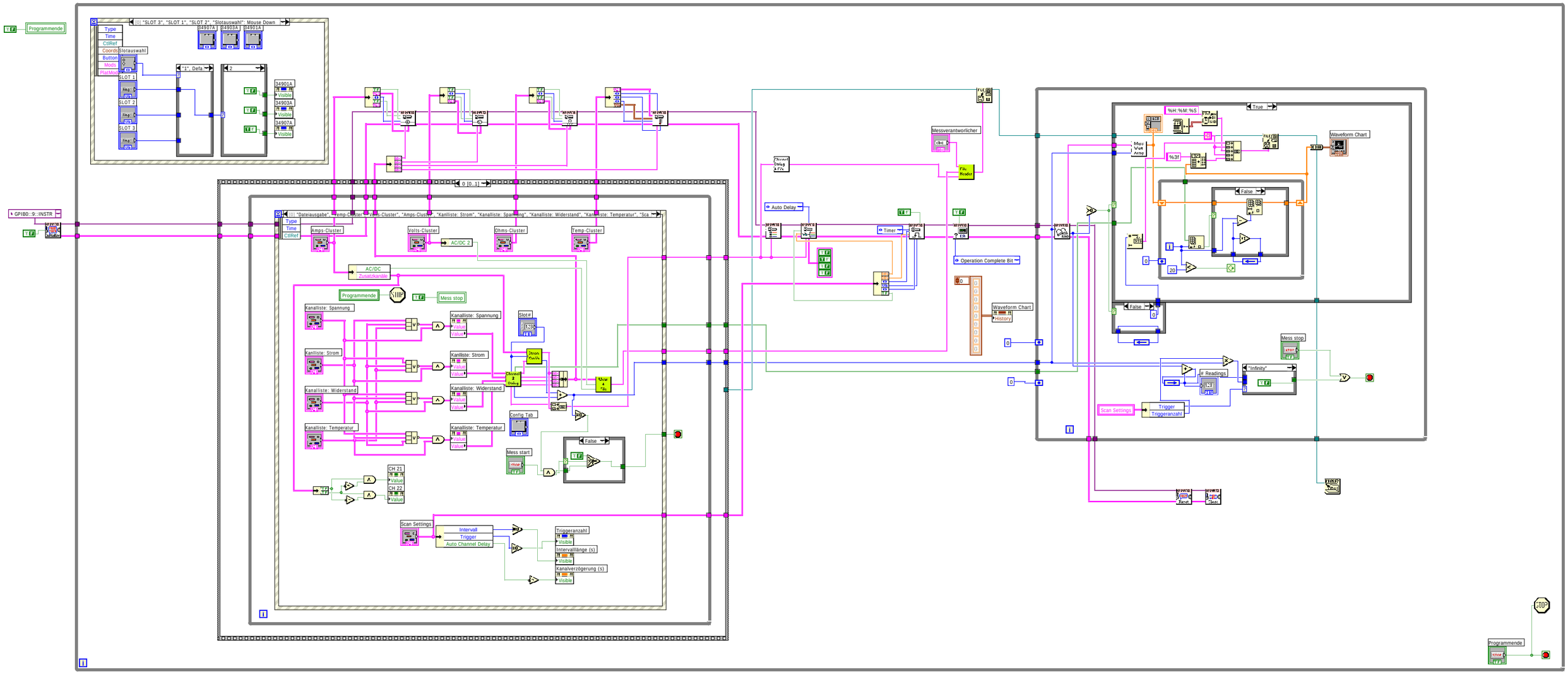
Programmende
GPIB0::9::INSTR
Slotauswahl
SLOT 1
SLOT 2
SLOT 3
34907A
34903A
34901A
Amps-Cluster
Volts-Cluster
Ohms-Cluster
Temp-Cluster
AC/DC
Zusatzkanäle
Mess stop
Kanalliste: Spannung
Kanalliste: Strom
Kanalliste: Widerstand
Kanalliste: Temperatur
Slot#
Config_Tab
Mess start
CH 21
CH 22
Scan Settings
Intervall
Trigger
Auto Channel Delay
Triggeranzahl
Intervalllänge (s)
Kanalverzögerung (s)
Auto Delay
Timer
Messverantwortlicher
Operation Complete Bit
Waveform Chart
History
Mess Wert Array
%H:%M:%S
%.3f
Readings
"Infinity"
Trigger
Triggeranzahl
Reset
Clear
STOP

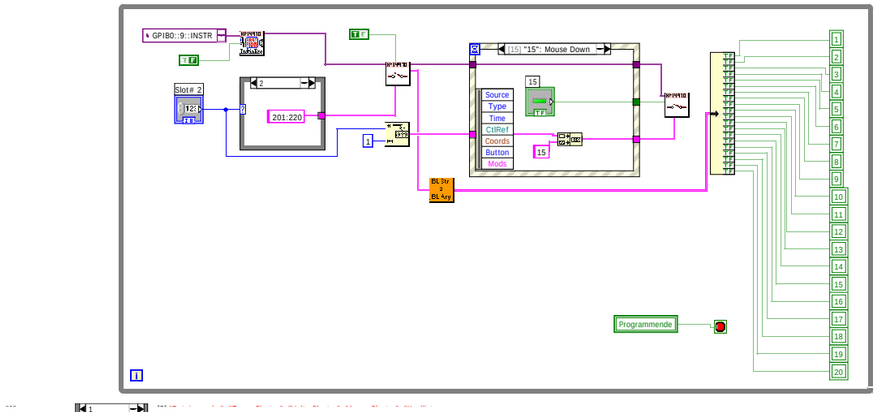
GPIB0::9::INSTR
Slot# 2
201:220
[15] "15": Mouse Down
Source
Type
Time
CtlRef
Coords
Button
Mods
15
Programmende

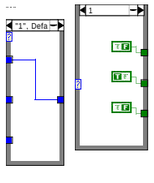
"1", Defa

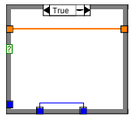
True

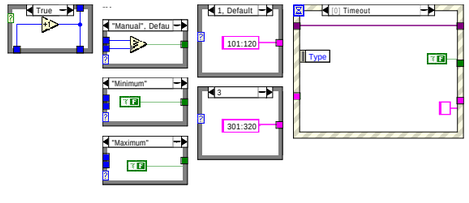
True
"Manual", Defau
"Minimum"
"Maximum"
1, Default
101:120
3
301:320
[0] Timeout
Type